



MOTHER'S DAY  
**ACTIVITY  
BOOK**

**MISSION AUSTRALIA**




Write inside each  
flower a reason you  
love your mum



**I LOVE MY  
MUM  
BECAUSE...**

# ALL ABOUT MY

# *mum*



My mum's name is .....

She is really good at .....

Her favourite animal is .....

Her favourite colour is .....

Her favourite food is .....

My mum always says .....


My mum is good at .....

My favourite thing to do with her is .....

My mum loves me because .....

I love my mum more than .....

I LOVE



YOU MUM



# MUM & ME

Draw a picture of you and your mum  
holding the balloons





# Box of chocolates



Fill the chocolate box with  
flavours your mum will love

for  
mum

for  
mum

6 LOVELY THINGS

for  
mum


for  
mum

I WILL DO FOR MUM

for  
mum

for  
mum

# Mindful colouring for mum













# Create a paper **FLOWER BOUQUET** for your mum

## Instructions

### EQUIPMENT

- Flower and cone cut-outs printed on thick white paper
- Green straws or paddle pop stick
- Scissors
- Tape
- Pencils, markers and crayons

### STEPS

#### 1. Make the paper flowers


- Decorate the flowers on the next few pages.
- Cut out the flowers: Use scissors to carefully cut out the flower shapes.
- Attach the stem: place a green straw on the back of each flower and secure it with tape or glue.


#### 2. Make the paper cone

- Cut across the cutline to create a square piece of paper.
- Roll into a cone shape: Bring two opposite corners together and start rolling the paper into a cone. Secure with tape.
- Trim the top edge if needed for a neater look.


#### 3. Assemble the bouquet



- Place the straw-stemmed flowers inside the paper cone. Adjust the flowers so they fan out nicely.
- If needed, use a small piece of tape or glue inside the cone to hold the flowers in place.








*Decorate the flowers*









*Make the paper cone*





HAPPY  
Mother's Day

MISSION **AU**STRALIA

